

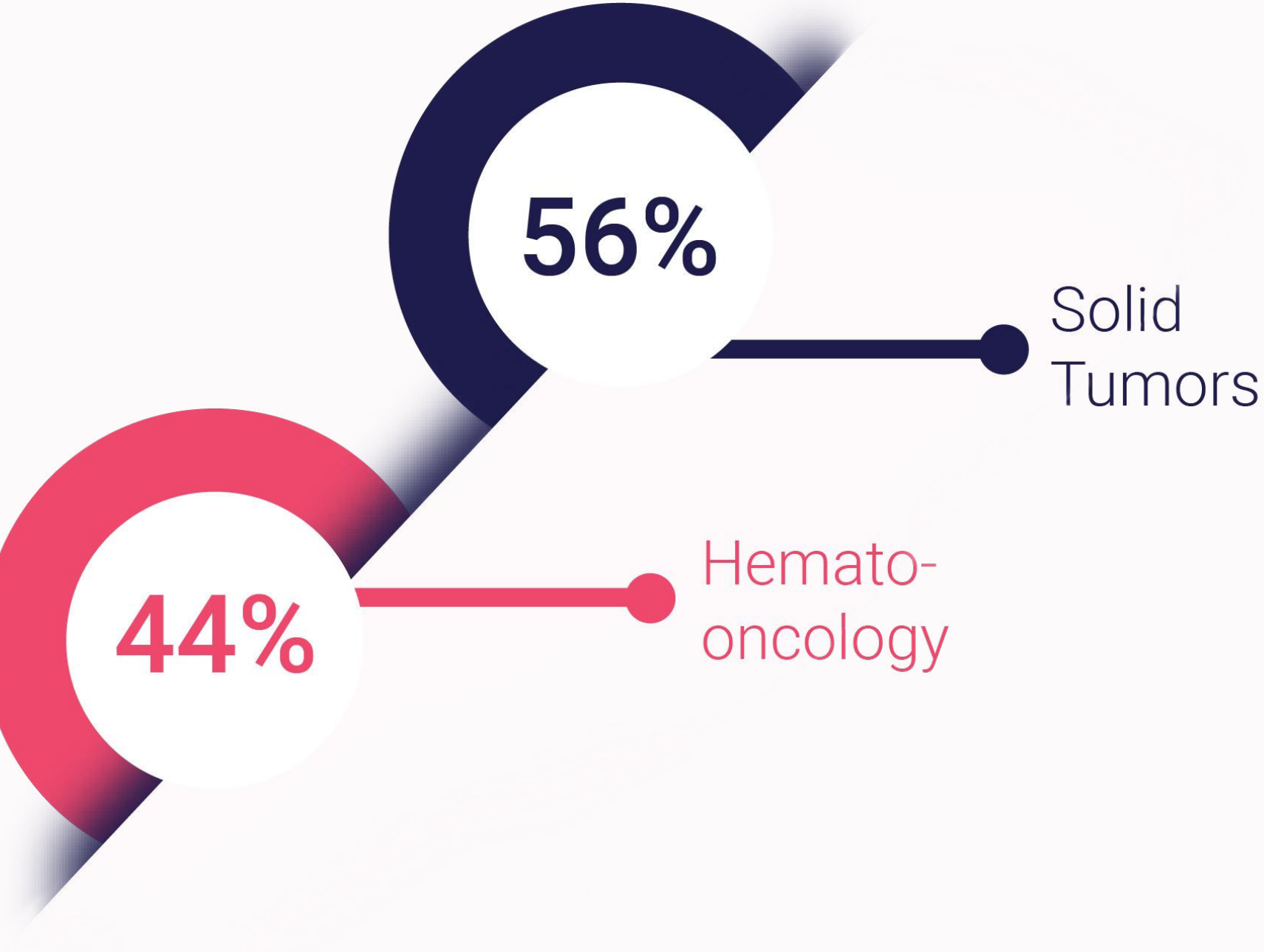
Unveiling the Oncology Journey: Highlighting Cutting-Edge Capabilities

Cerba Research has conducted nearly 200 oncology trials within the last 5 years alone. Its experience extends to both solid and liquid tumors and includes specialized assays such as next-generation sequencing (NGS), flow cytometry (FCM), immunohistochemistry (IHC), and NanoString®. Notably, Cerba Research has played a pivotal role in the approval of 24 innovative oncology drugs for indications like multiple myeloma and breast cancer, as well as 3 cell and gene therapies.

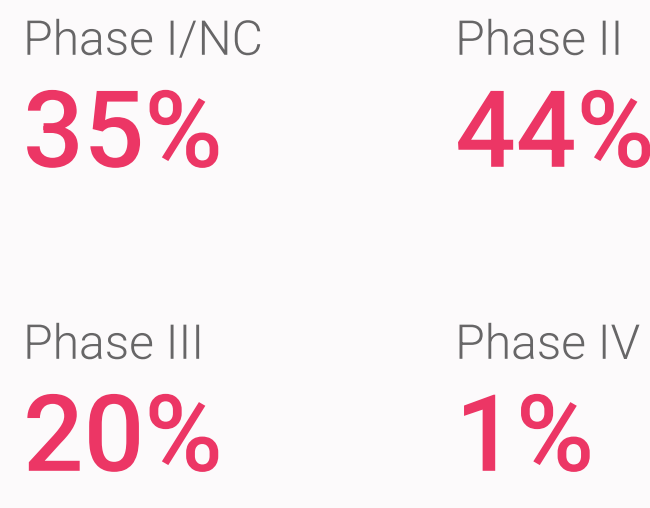
Our Oncology Highlights



Oncology Overview

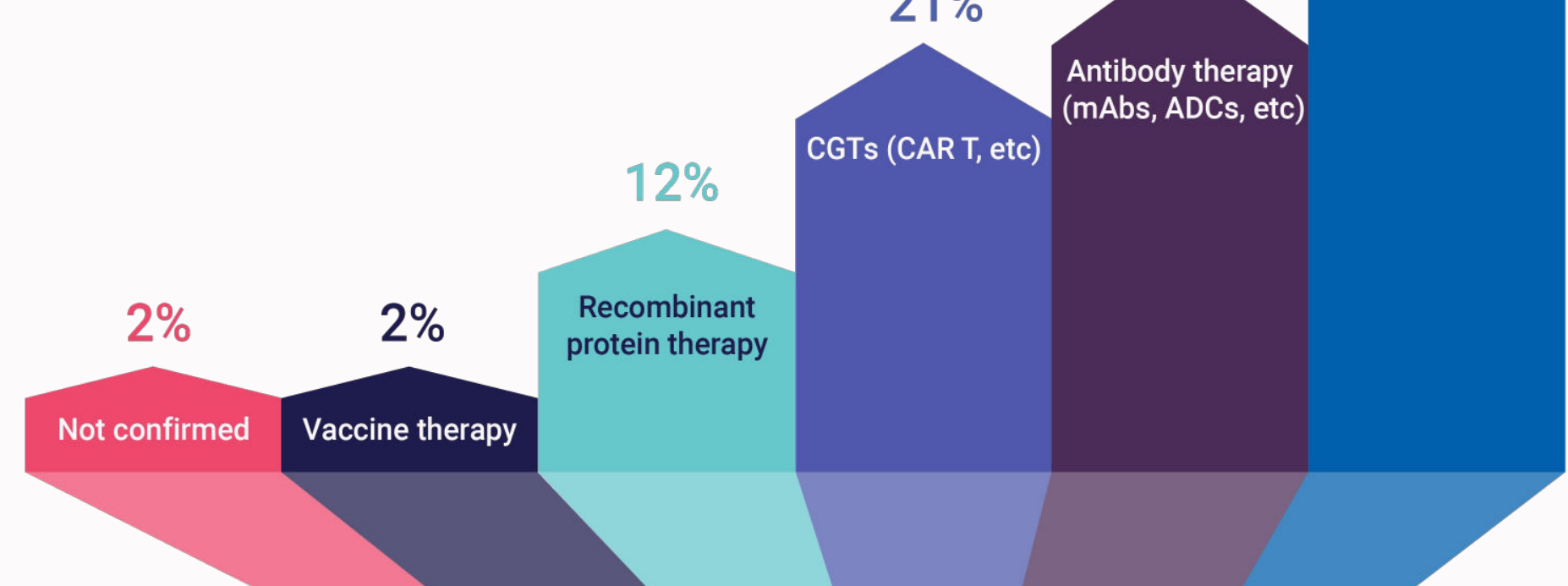


Clinical Trial Phases Overview



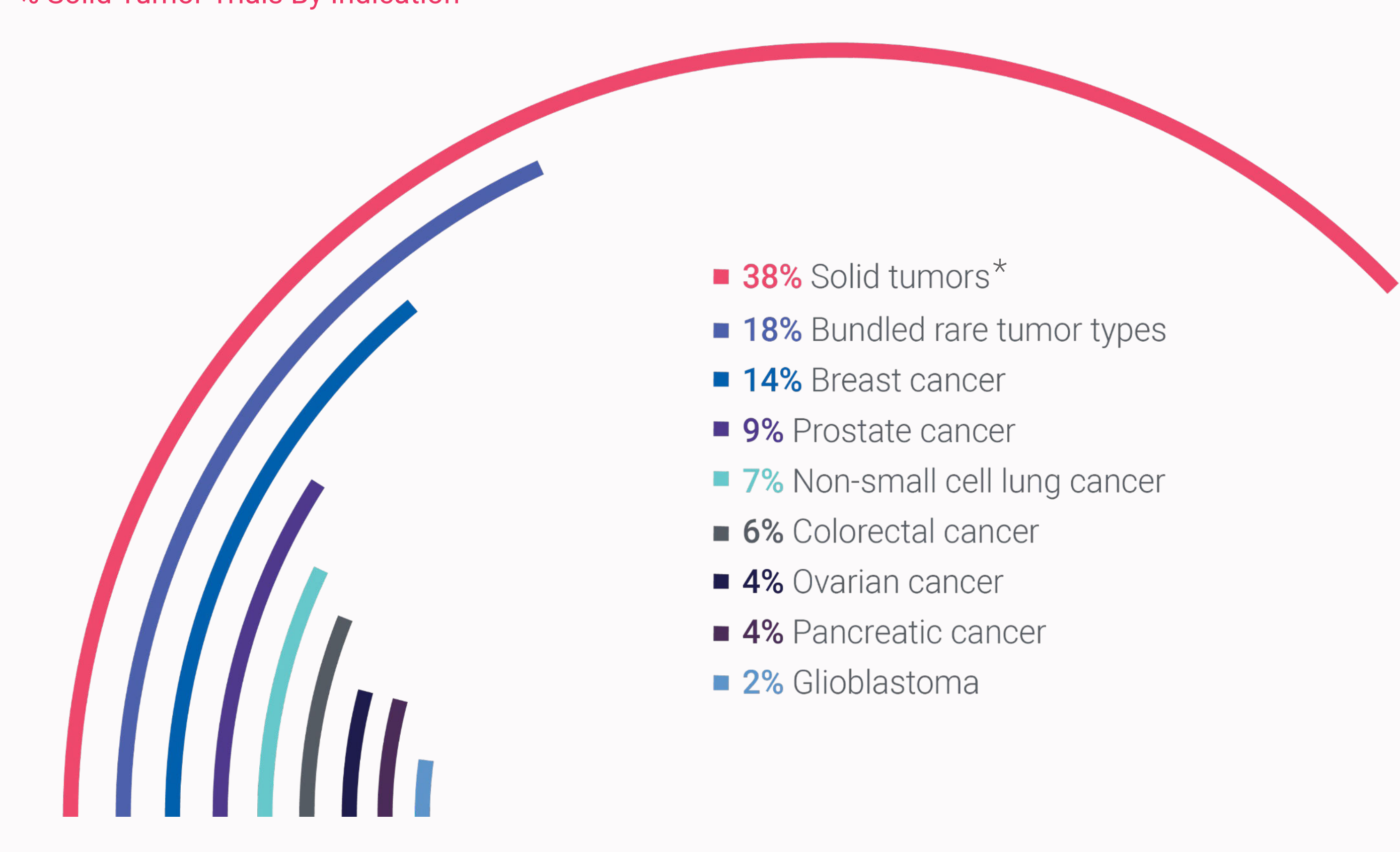
Therapy Class

Oncology clinical trials experience in 2023 facts and figures



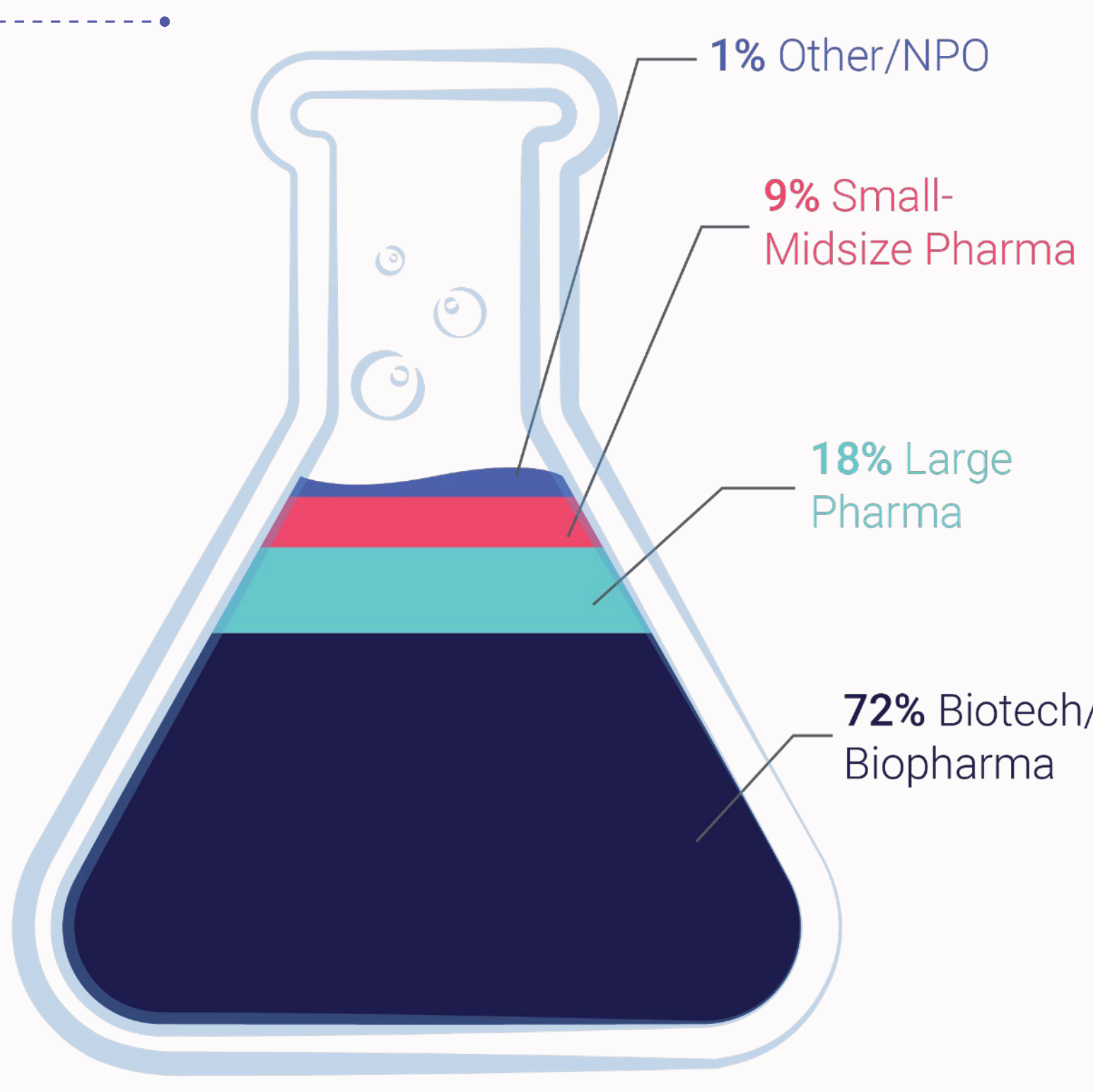
By Solid Tumor Indications Since 2018

% Solid Tumor Trials By Indication



*Solid tumor trials are phase I-FIH for the most part which have no specific indication

Sponsor Type



~200 Oncology trials since 2018

Paris Lab: OncoSign 600+ (638 Genes)

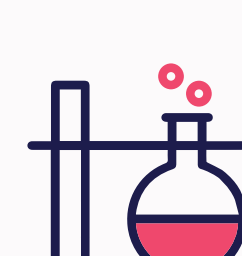
More Panels Available On Demand

Our comprehensive solid tumor profiling assay, which is **CE-marked**, supports identification of DNA and RNA variants implicated in various solid tumor types. This comprehensive tumor genomic profiling assay evaluates **638 genes, including 20 fusions**, for multiple variant types, including **TMB, MSI & HRD**. It covers mutations with established, emerging & exploratory value across lung, ovarian, breast, colon, melanoma, bladder, GIST and more. It is performed on **FFPE** with 2 tubes containing 5 curls of 5 u thickness.



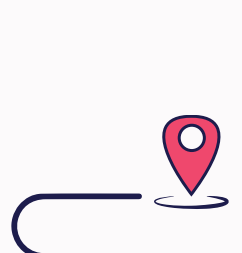
Turnaround Time

15 days



Services Included

- DNA/RNA extraction
- QC
- Library prep
- Sequencing
- Alignment
- Data analysis, including SNVs, MNVs, INDELS, CNVs, gene fusions, etc.
- TMB, MSI, HRD



Deliverables

Data analysis reports

A Cerba Research Capabilities Snapshot For Your Oncology Trial



DNA/RNA

- NGS, oncopanels, broad panels, custom panels
- RNA seq
- Single-gene
- ctDNA-based panels
- ddPCR, qPCR
- Whole exome/whole genome
- HLA typing
- TCR/BCR seq
- NanoString®
- SNP-array
- DNA/RNA extraction
- Streck cell-free DNA BCT®
- PaxGene®, Qiamp kits
- ...



Cell

- FCM, Cytex Aurora immunophenotyping (including intra-cell markers)
- Receptor occupancy
- MRD detection
- CAR T cell enumeration
- CAR T cell phenotyping
- Intracellular cytokine detection
- PBMC isolation
- BMMC isolation
- Optical genome mapping, our next-generation cytogenetics
- PK/ADA/Nab
- ...



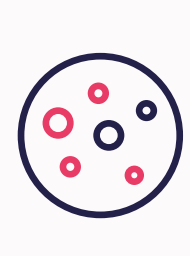
Routine/Safety

- Coagulation
- Hematology
- Biochemistry
- Urinalysis
- Pregnancy test
- COVID test
- Serology
- Thyroid function
- ...



Protein

- Multiplex cytokine profiling (37-plex)
- 50+ ligand binding assays
- ELISA
- ELLA
- MSD
- ELISpot
- PK/ADA/Nab
- ...



Tissue

- Multiplex/simplex IHC
- 250+ biomarkers/protocols
- Full histopath service
- Halo®. Visiopharm®, AIForia®
- Board certified pathologists
- Large biobank
- Strong immuno-oncology simplex & multiplex panels
- Spatial analysis of the tumor microenvironment
- NanoString®, FISH, ISH
- ...

Acronyms

ADA: Antibody-drug antibody, **ADC:** Antibody-drug conjugate, **BCR:** B cell receptor, **BMMC:** Bone marrow mononuclear cells, **CAR T:** Chimeric antigen receptor T cell, **CGT:** Cell and gene therapy, **CNV:** Copy number variation, **ddPCR:** Droplet digital polymerase chain reaction, **DNA:** Deoxyribonucleic acid, **ELISA:** Enzyme-linked immunosorbent assay, **FCM:** Flow cytometry, **FFPE:** Formalin-fixed paraffin-embedded, **FISH:** Fluorescence *in situ* hybridization, **GIST:** Gastrointestinal stromal tumor, **HLA:** Human leukocyte antigens, **HRD:** Homologous recombination deficiency, **FIH:** First-in-human, **IHC:** Immunohistochemistry, **INDEL:** Insertion-deletion, **ISH:** *In situ* hybridization, **mAb:** Monoclonal antibodies, **MRD:** Minimal residual disease, **MSD:** Mesoscale discovery, **MSI:** Microsatellite instability, **Nab:** Neutralizing antibody, **NC:** Not confirmed, **PBMC:** Peripheral blood mononuclear cells, **PK:** Pharmacokinetics, **QC:** Quality control, **qPCR:** Quantitative polymerase chain reaction, **RNA:** Ribonucleic acid, **SNP:** Single nucleotide polymorphism, **SNV:** Single nucleotide variant, **TCR:** T cell receptor, **TMB:** Tumor mutational burden.